Capcat TUI/CLI - Ethical Web Scraper

Short Case Study

Role: Product Designer and MVP Developer Timeline: 2.5 months, end of 2025 Team: Solo project

Summary

Capcat is a free, open-source command-line tool for ethical content archiving. Built solo over 2.5 months, it's a single-binary Node.js app (no TUI and a Yaga-based CLI - run one-shot backend). The tool is live at capcat.org.

The process was grounded in UX research, Jobs-to-be-Done, Heuristic analysis against Nielsen's 10 principles and Laws of UX, and a deliberate, user-driven Lean development cycle. The project also served as a deliberate exercise in context engineering - structuring what an LLM receives before generation to directly control the quality of its output.

Figure 1: System Architecture

Challenge and Context

Reading across multiple sources weekly had produced scattered archives with no connection between them. Content disappeared. Bookmarks gave no context. Search inside personal archives was unreliable.

No existing tool solved all four jobs simultaneously: archive content before it disappears, catalogue it for search, retrieve it on demand, and share it without depending on an external service. Every tool solved one part. None solved the combination.



Figure 2: JTBD Problem Space

Discovery and User Insights

Research started with self-observation - mapping my own workflow before writing a single requirement. Heuristic analysis followed. Informal conversations with three people to developers a researcher, an ML engineer) confirmed the core job-to-be-done without priming them. two independently raised the problem of content disappearing from original sources.

Four user groups share the same gap - no reliable path from intent to content:

- **Design engineers** want automated content collection for information pipelines
- **Developers** want searchable local copies independent of external availability
- **ML engineers** want structured, parseable output for tests and agents
- **CLI-familiar users** want Yaga, pipes, and scripts with no GUI required



Figure 3: User Journey Comparison

Information Architecture and Strategy

The first version - called ScanGrab - was a single scraping command with no error handling and no way to edit sources without editing code. After a full UX/UI and heuristic pass, it was scrapped. The name changed to Capcat. Captured Catalogued. encoding the two core jobs.

Three non-negotiable constraints were locked in the PRD:

- **The archive belongs to the user.** All output is self-contained files with no server dependency.
- **The tool meets users where they are.** A guided TUI and a Yaga-based CLI on one backend neither is a reduced version of the other.
- **Ethical scraping is built in, not opted in.** The EthicalScrapingManager sits at the architecture level. Every source passes through it before touching the network.

The folder structure was designed as information architecture - legible to a file manager. Absolute, a local search tool, or a script, without Capcat acting as intermediary. The archive is self-documenting: structure alone tells you what is in it and when it arrived.



Figure 4: Dual Interface Architecture

Iterative Design and Testing

The TUI was built first. Users typed every one code was written. Every command follows a verb-first structure. `fetch`, `bundle`, `scrape`, `list`, `search`. The reference standard was clig.dev. Users familiar with git or docker have a rough working model of Capcat before reading any documentation.

The TUI was built as a separate surface on the same processing core - not a wrapper over the CLI. The review path walks eight steps, the export path three times. Both produce identical output.

Heuristics shaped every intersection decision:

- **#1 - Visibility of System Status:** Every fetch reports progress in real time.
- **#5 - Error Prevention Over Recall:** The full main menu appears on launch. Nothing requires memorization.
- **#3 - User Control and Freedom:** Ctrl+C returns to the menu at any point. Every multi-step can be skipped. No dead ends.
- **#7 - Flexibility and Efficiency:** The CLI is the accelerator layer the novice never needs but the power user depends on.

Figure 5: Heuristic-Driven Design Process

The Final Solution

Three of many actions cover the full range of use:

Bundles - predefined source groups (tech, news, science, ai, sports). Select a bundle, choose HTML output, confirm. execute. No decision tree, one result.

Single article - paste any URL. Capcat detects the source, applies the right handler, fetch back to generic as a last resort. The user sees none of this. Output is always clean Markdown with downloaded images.

Source management - add any RSS feed, validate it, assign it a category, optionally add it to a bundle, optionally run a test fetch. Capcat gets an interactive wizard that generates a full YAML config with selectors, rate limiting, and priority values.

Figure 6: Bundle Selection Flow

HTML Output

The - Web Tag generates self-contained output: embedded CSS and JavaScript, no external dependencies, no CDN, no server required. A folder sent to someone else opens completely in a browser offline.

Design decisions were evaluated against one constraint: does this work when the folder is emailed to someone who has never heard of Capcat?

Key design choices:

- **Editorial structure** - the index presents each day's fetch like a newspaper front page; sources as sections, articles as tiled entries with metadata.
- **Reading surface** - constrained line length, serif headings at light weight, reading progress bar in the sticky header, navigation at top and bottom of every page.
- **Theme persistence** - dark/light toggle is a one-time user choice that propagates across every generated page.
- **Command-K search** - left border tones shift with depth. making thread reading legible at a glance without counting indent levels.
- **Author anonymization** - built into the write step, not offered as a setting.
- **Code syntax themes** - two distinct palettes One Dark for dark mode, Github convention for light rather than one inverted palette.
- **PDF integration** - linked reference list at the top of any article that has associated PDFs, with a direct path to each file.

The design system is fully open: see **design-system.css** for 536 4 more every article updates on the next fetch.

Validation and Impact

Interface decisions were validated against three cognitive laws:

Hick's Law - decision time increases with number of choices. The main menu holds six options. Sub-menus hold six or three. never a wall. Complexity is revealed itself progressively as the user goes deeper.

Miller's Law - working memory holds roughly four to seven items. The CLI has nine primary commands - slightly above threshold, but each is a single verb mapping to a single action, targeting users who routinely hold more in working memory.

Jakob's Law - users bring mental models from other tools. **capcat fetch** reads like **npm install**. **capcat list** reads like **git log**. **capcat search** reads like **grep**. Each borrows trust in familiar patterns. The command vocabulary was chosen to transfer existing knowledge rather than require new learning.

Figure 7: Hick's Law Progressive Disclosure

Retrospective and Learnings

Ethical scraping is a constraint the architecture enforces, not a feature the user configures. The EthicalScrapingManager sits at the same level as Source Factory and Source Registry in the system architecture. Every source passes through it before touching the network. Robots.txt is respected, rate limiting is enforced per domain at the request per ten seconds, and the user agent identifies itself honestly.

The hardest design to wonder whether Capcat is behaving lawfully. That uncertainty is removed by design.

Two learnings with broad application:

- A CLI and a TUI are two separate design problems that share a backend
- Ethical constraints belong in the architecture, not in the documentation.

Product Website

Capcat.org serves three audiences: a user evaluating the tool, a developer reading architecture docs, and a contributor finding the GitHub link and ethical scraping guidelines.

The design system uses CSS variables with a system font stack and no external dependencies. The color palette is a nine-step orange scale - the same orange used in terminal output coloring as the brand and the interface share one identity. Eight custom SVG icons illustrate the feature section, one per capability.

Branding and Illustration

The name contemplated four meanings into four letters: Capchat, Catalogued, the mascot cat, and cat the Unix command. It works on first encounter and holds more the longer you look at it.

The logotype is a handmade serif drawn by hand, built on a precise construction grid. The personality of the capybara it carries in a way that reads as a cat's tail - the mascot is present in the final letter without being illustrated. The lowercase descender on the a echoes it a second time.

Figure 8: Logotype Construction Grid

Figure 9: Logotype Brand Color

The mascot is a cat dressed as a baseball player, catching a loading bar from a progress bar while a crowd of companion cheers from the stands. Drawn by hand on paper, refined in Procreate, vectorized in Affinity Designer.

Figure 10: Capcat Illustration 1

Figure 11: Capcat Illustration 2

The slogan has the core functionality in one line:

`Archive Articles with Confidence. Share without Limits.`

Read the full Case Study here:
CAPCAT TUI/CLI - ETHICAL WEB SCRAPER (https://ridjoun.com/works/capcat-cli/)